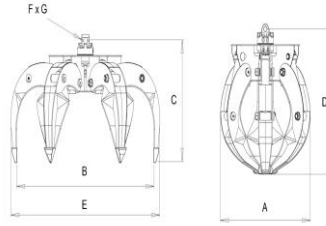


NG ATTACHMENTS-NUR GROUP HURDA KAPMA MODELLERİ

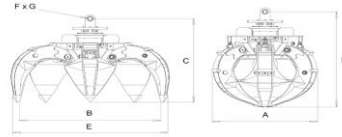
MİKRO TİP GENEL AMAÇ HURDA KAPMALAR

MODEL	Diş Sayısı	Çap I	Ağırlık/Kg	Maks Yük	Max Bar	A mm	B mm	C mm	D mm	E mm	Ø FxG mm
NG1	4	100	125	1000	220	750	1070	580	750	1200	25x30
NG2	5	100	140	1500	220	750	1070	580	750	1200	25x30
NG3	4	120	220	1500	220	850	1170	690	850	1350	30x60
NG4	4	180	250	1500	220	920	1400	760	990	1570	30x60
NG5	5	220	280	2000	220	970	1450	780	990	1600	30x60
NG6	5	250	330	2500	220	1000	1430	750	920	1620	32x80
NG7	6	270	400	3000	220	1020	1500	750	920	1650	32x80
NG8	4	300	360	2500	220	1110	1600	850	1010	1750	32x80
NG9	5	300	430	3000	220	1160	1600	850	1010	1750	32x80
NG10	6	320	470	3000	220	1160	1720	950	1010	1870	32x80
NG11	5	400	540	3000	220	1250	1860	870	1050	2010	35x80
NG12	6	400	590	3000	220	1250	1860	870	1050	2010	35x80
NG13	5	400	600	3000	300	1250	1860	870	1050	2010	50x100
NG14	6	400	650	3000	300	1250	1860	870	1050	2010	50x100



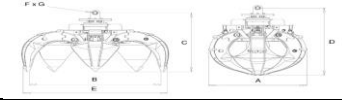
MİKRO TİP AĞIR HİZMET HURDA KAPMALAR

MODEL	Diş	Cap.l.	Ağırlık Kg	Maks Yük	MaxBar	A mm	B mm	C mm	D mm	E mm	Ø FxGmm
NG15	4	400	700	4000	300	1250	1750	1200	1400	1900	50x100
NG16	5	400	800	5000	300	1250	1750	1200	1400	1900	50x100
NG17	6	400	850	5000	300	1250	1750	1200	1400	1900	50x100
NG18	4	600	800	4000	300	1380	1920	1200	1420	2080	50x100
NG19	5	600	900	5000	300	1380	1920	1200	1420	2080	50x100
NG20	6	600	950	5000	300	1380	1920	1200	1420	2080	50x100



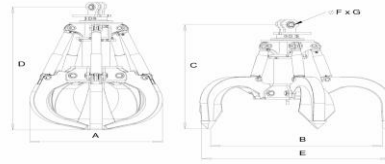
TONAJLI EKSKAVATÖRLER İÇİN GENEL AMAÇ HURDA KAPMALAR

MODEL	Diş	Cap.l.	Ağırlık Kg	Maks Yük	MaxBar	B1mm	Bmm	Cmm	Dmm	E mm	Ø FxGmm
NG21	5	150	230	1500	220	830	1300	770	940	1420	30x60
NG22	6	250	390	2500	220	1000	1500	940	1150	1560	32x80
NG23	6	380	550	3000	220	1120	1530	1030	1200	1710	32x80



TONAJLI EKSKAVATÖRLER İÇİN AĞIR HİZMET HURDA KAPMALAR

MODEL	Ekskavator Tonaj	Diş	Cap.l.	Ağırlık Kg	Maks Yük	MaxBar	A mm	B mm	C mm	D mm	E mm	Ø FxGmm
NG24	18-23	4	500	1020	4500	350	1460	2000	1820	2120	2180	50x100
NG25	18-23	5	500	1200	6000	350	1460	2000	1820	2120	2180	50x100
NG26	18-23	6	500	1350	6000	350	1460	2000	1820	2120	2180	50x100
NG27	18-23	4	600	1100	4500	350	1540	2120	1850	2180	2320	50x100
NG28	18-23	5	600	1300	6000	350	1540	2120	1850	2180	2320	50x100
NG29	18-23	6	600	1450	6000	350	1540	2120	1850	2180	2320	50x100
NG30	24-40	4	650	1550	6000	350	1465	2060	1850	2190	2220	70x150
NG31	24-40	5	650	1700	8000	350	1465	2060	1850	2190	2220	70x150
NG32	24-40	6	650	1900	8000	350	1465	2060	1850	2190	2220	70x150
NG33	24-40	4	800	1500	6000	350	1585	2220	1875	2230	2420	70x150
NG34	24-40	5	800	1750	8000	350	1585	2220	1875	2230	2420	70x150
NG35	24-40	6	800	1970	8000	350	1585	2220	1875	2230	2420	70x150
NG36	24-40	4	1000	1750	6000	350	1700	2355	1890	2300	2600	70x150
NG37	24-40	5	1000	2000	8000	350	1700	2355	1890	2300	2600	70x150
NG38	24-40	6	1000	2170	8000	350	1700	2355	1890	2300	2600	70x150



TAŞ-KAYA YÜKLEMEK İÇİN AĞIR HİZMET TİP KAPMALAR

MODEL	Dişler.	Ağırlık Kg	Maks Yük	MaxBar	A mm	B mm	C mm	D mm	E mm	Ø FxGmm
NG39	3	450	2500	220	1340	1680	1180	1370	2000	32x80
NG40	4	850	5000	300	1300	2050	950	1160	2150	50x100
NG41	5	1700	8000	350	1650	2360	1900	2350	2700	70x150

